


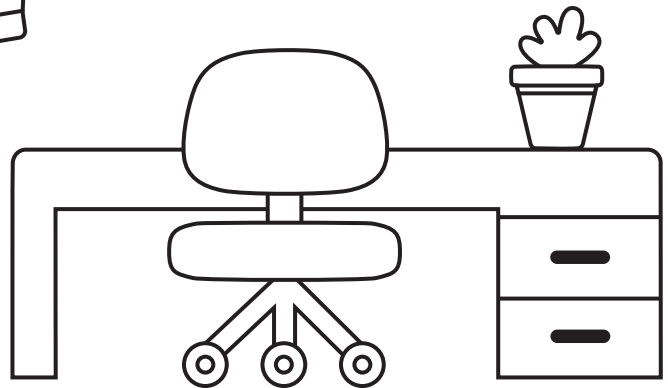
Work From Home Kit

Supplies you'll need




Why couldn't the cat hear the kitten on the video call?

Because her microphone was on 'mew't!




Instructions




1. Print and color

Print out the activity and color.
TIP: Glue the pieces on cardboard before cutting to make them sturdier!



2. Cut and fold

Cut out each piece and fold along the dotted lines. Fold the laptop so it closes, and put on the glasses.




3. Get to work

Have a meeting with your coworkers, text your business partner back, and don't forget to drink your coffee. It's going to be a busy day!





Scan the QR code
or visit sagomini.com
to discover more printables!

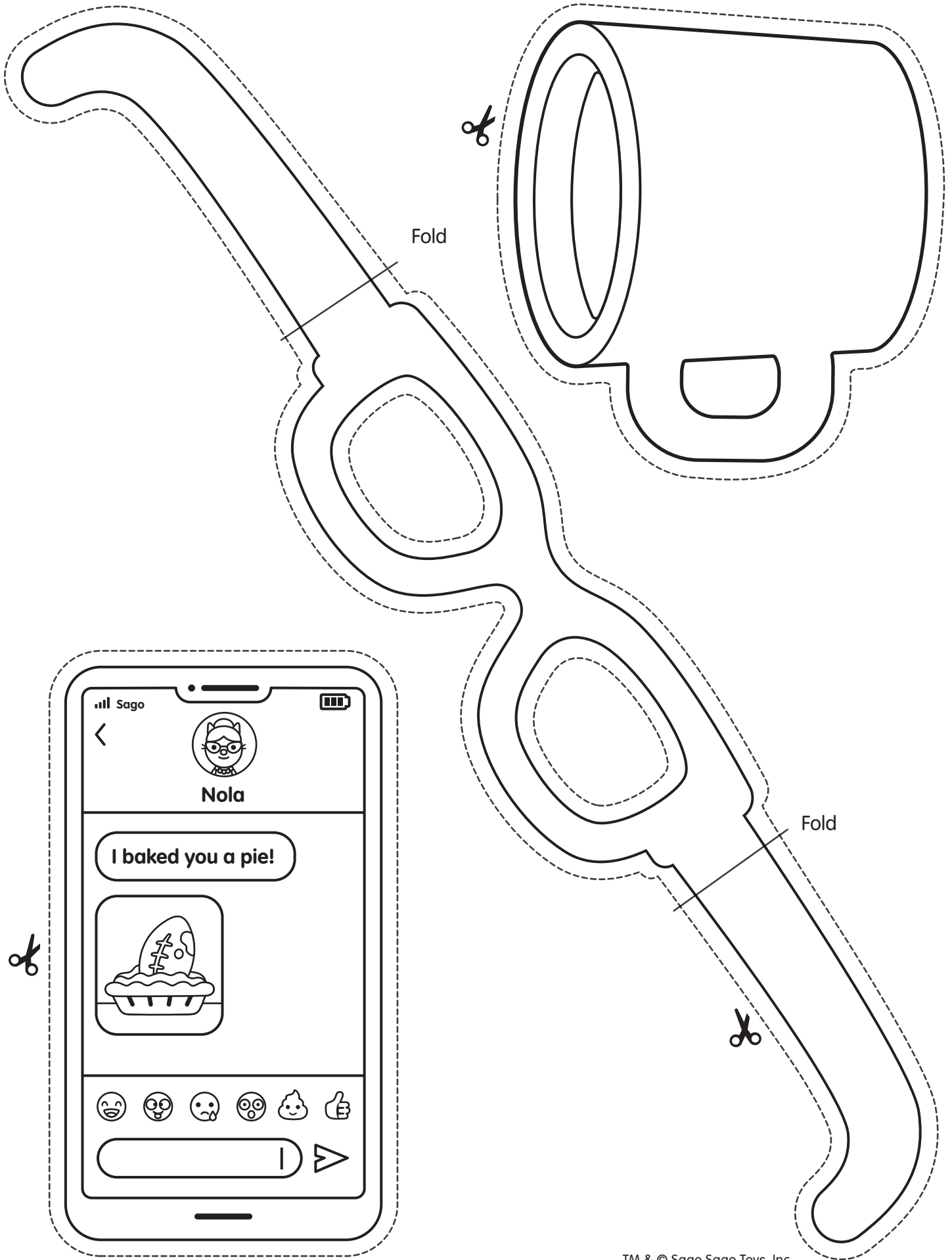
TIP: Glue this to cardboard so that it can open and close like a real laptop!



Fold

Fold





Fold

Fold

Sago



Nola

I baked you a pie!

