

# Weather Chart

## Supplies you'll need



crayons



scissors




glue


## How do cats know about tomorrow's weather?

They look at the fur-cast.

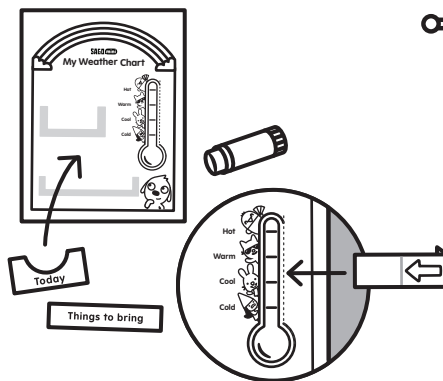
With easy-to-follow visual prompts, a weather chart helps little ones decide what they'll need to wear or bring along.




## Instructions



**1. Print, color, and cut**  
Print out the activity and color it in. Cut out the temperature indicator, pockets and cards along the dotted line.




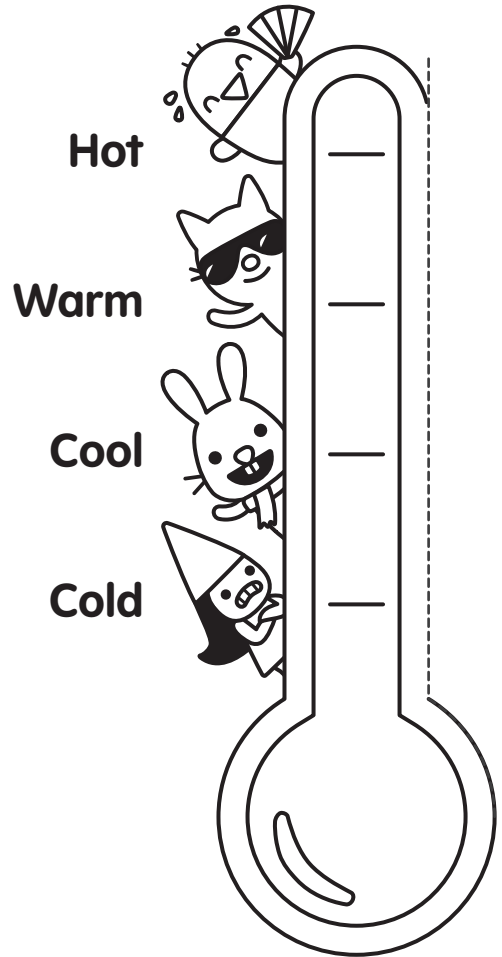
**2. Assembling the chart**  
Glue the pockets onto the chart. Cut along the dotted line. Insert the temperature slider, fold and wrap around the edge of the chart, and glue.



**3. Using the chart**  
Identify the weather, slot in the weather card and indicate the temperature. Choose which items to bring to go outside!


**SAGO mini**

# My Weather Chart






### WEATHER POCKET



### TEMPERATURE SLIDER



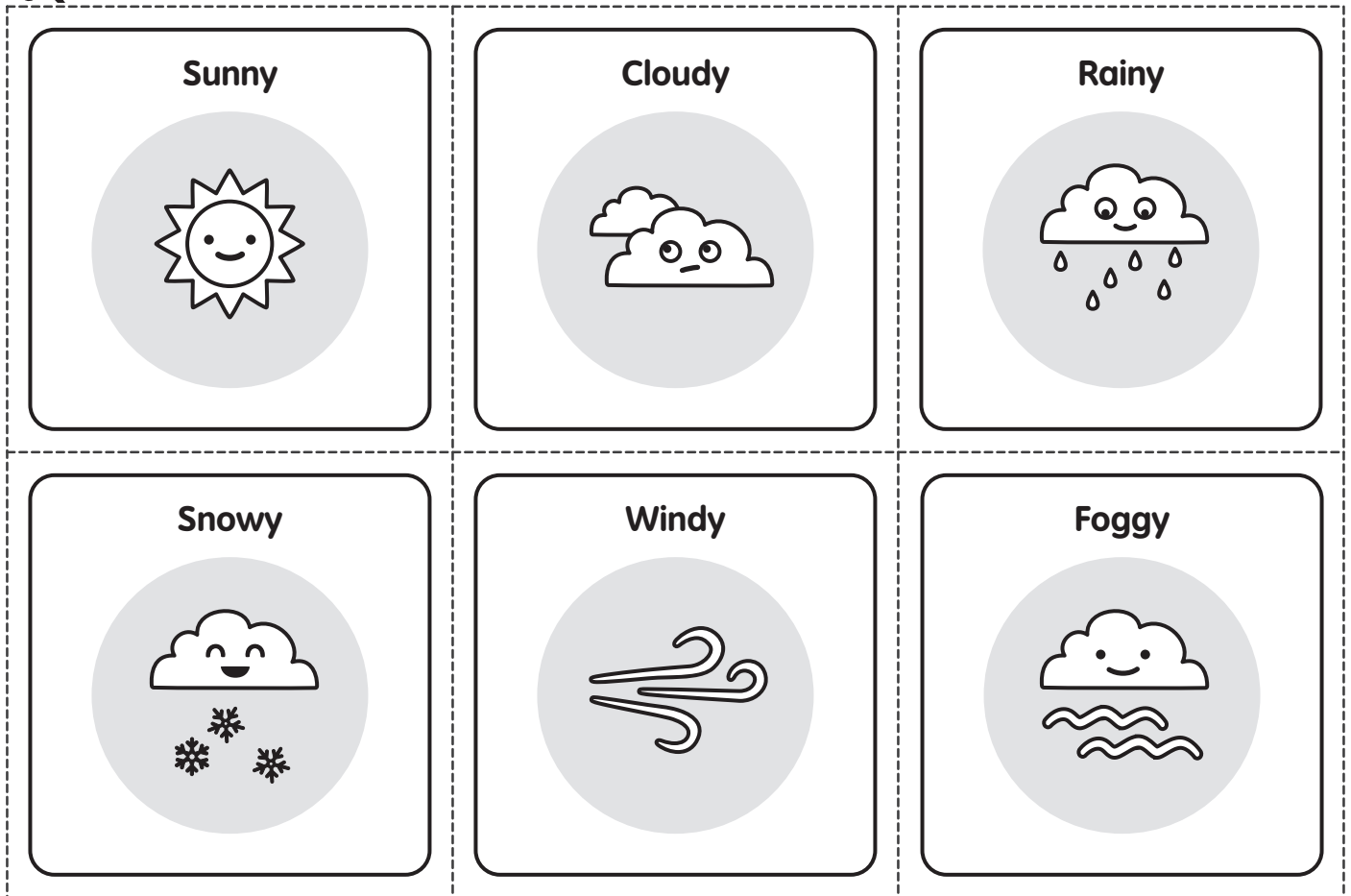
fold



### ITEM POCKET



### WEATHER CARDS





## ITEM CARDS


**Umbrella**



**Hat**



**Snow pants**



**Sandals**



**Jacket / coat**



**Running shoes**



**Scarf**



**Boots**



**Sunscreen**



**Sunglasses**



**Water bottle**



**Mittens**

