


Stained Glass Window Art



Supplies you'll need



scissors



tape

Choose from the following:



crayons



paint



markers




tissue paper

What did the cloud say to the sun?


You lighten my mood!

Instructions




1. Print, color, and cut

Print out the activity. Use crayons, markers, paint or glue pieces of colored tissue paper to it. Cut out each sheet along the arch shape.



2. Add tape

Apply tape to the stained glass window art.



3. Display art

Put it up onto a window!





