

Now, Next, Then

Supplies you'll need




crayons



scissors



glue




What time do ducks wake up?

At the quack of dawn.


Now, Next, Then Boards help little ones break down a task or a part of their day into visual, manageable steps that are easy to follow. It's perfect for introducing new routines or finally getting that playroom tidied up!

Instructions




1. Print, color, and cut

Print out the activity and color it in. Cut out the folder, pocket and cards along the dotted line.



2. Assembling the board







Glue the pocket onto the board; ensure there are 3 openings. Assemble envelope for card storage.



3. Using the board

Slot in the task cards in their order to be completed. Fill out any blank cards to better suit your lifestyle.

SAGO mini



Glue here

Glue here

Glue here

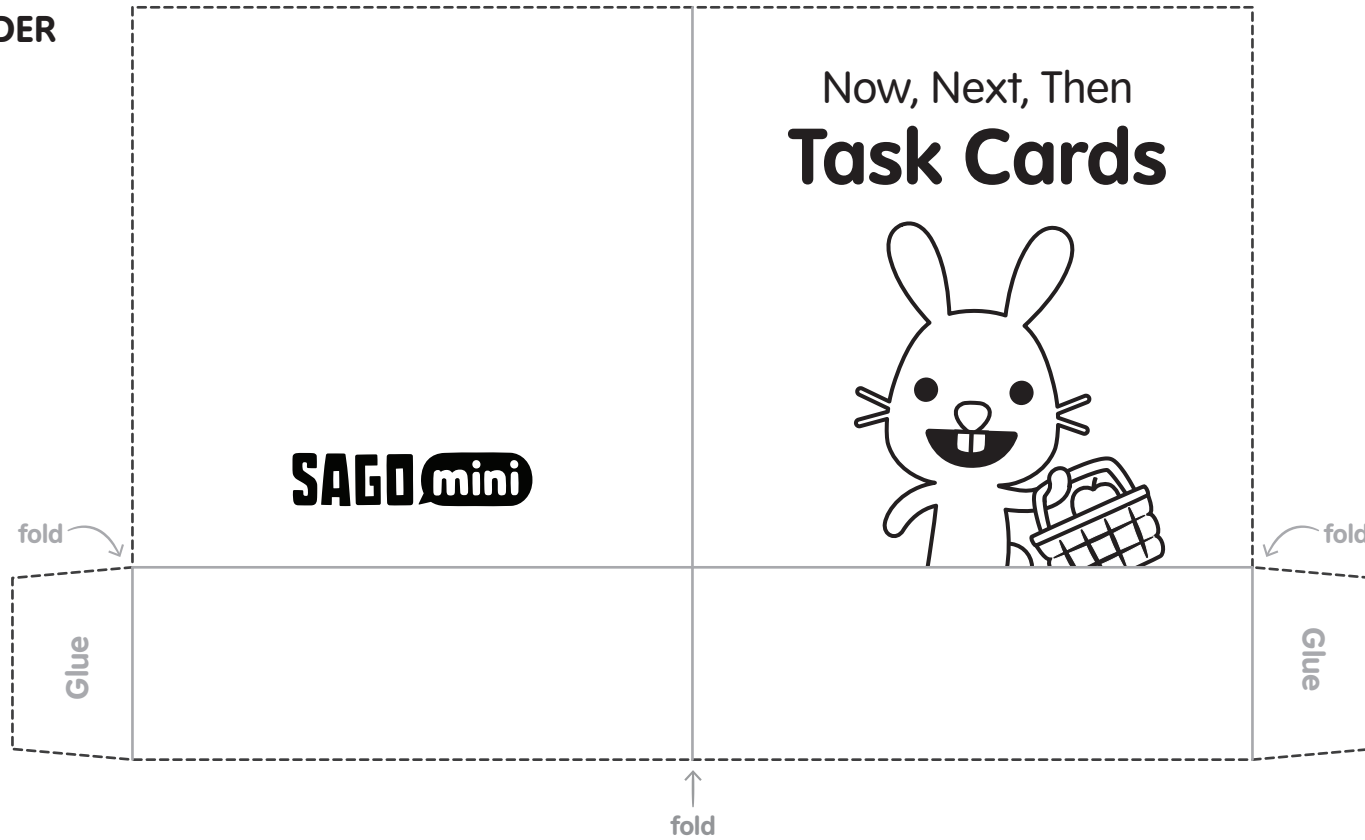
Glue here

Glue here

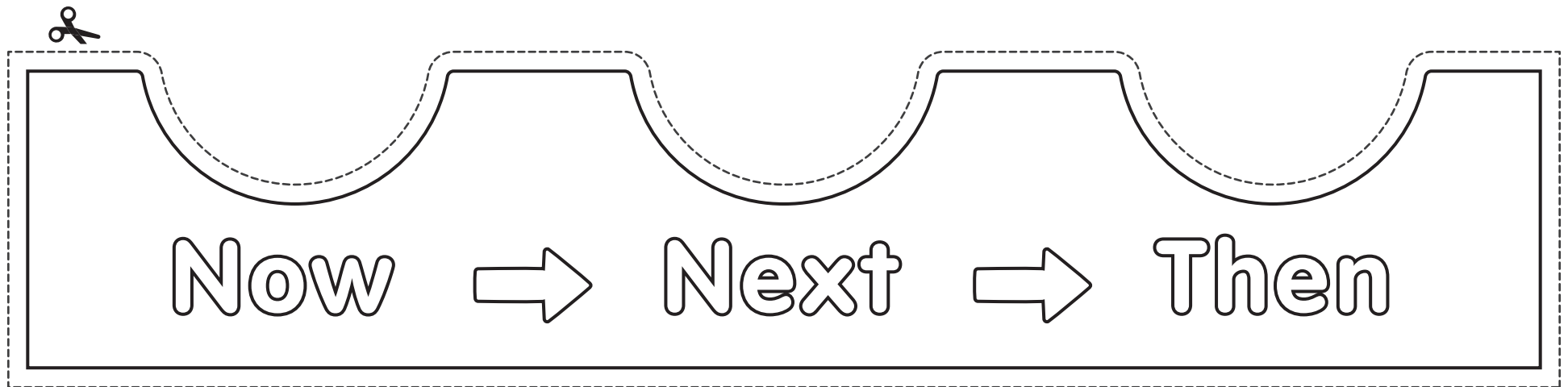
Glue here

Glue here

CARD FOLDER



CARD POCKET





Wake up



Nap time




Bed time



Pajama time



Make the bed



Get dressed



Brush teeth



Go potty



Bath time



Wash hands



Brush hair



Put on shoes






Eat breakfast



Eat lunch




Eat dinner




Eat a snack



Clean up




Pick up toys



Play time



Quiet time




Story time



Play outside



Screen time



Learning time





Visit the library



Go shopping



Go to the park



Get ready



Arts and crafts



Hop in the car



Special event



Dance party



Go to school



Family time



Day care



Exercise and stretch



