

The Jinja Pack

Jinja is a strong-willed and organized kitty who loves sensible breakfasts and getting things done well.

Supplies you'll need



crayons



scissors



glue



tape

Favorite food: Noodles

Favorite hobby: Yoga

Where to find her: A museum




Activities included in this set



Jinja finger puppet



Pretend play
Jinja's noodles



Coloring sheets





Road trip
connect-the-dots



Drawer labels

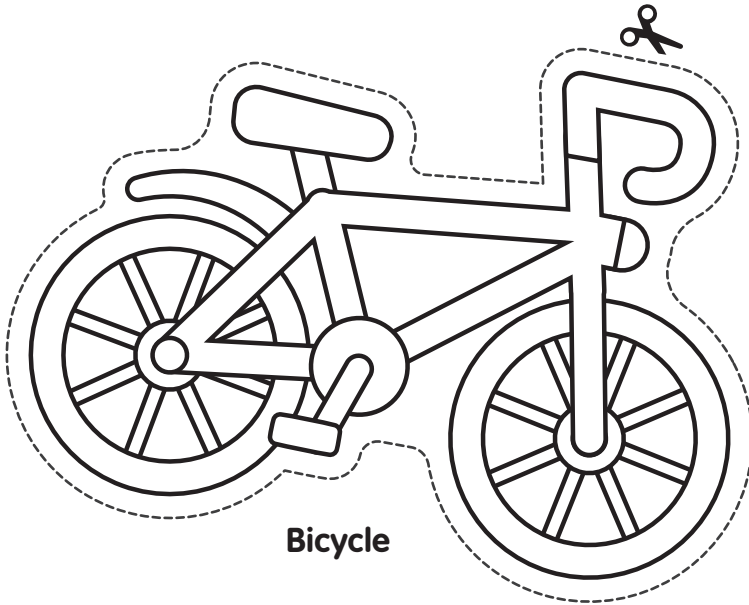



Jinja

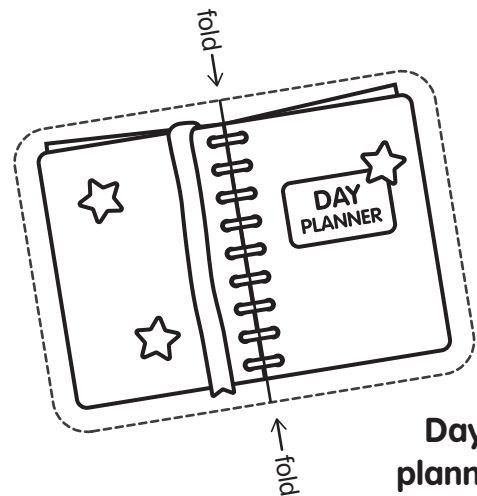


Water bottle

Yoga mat



Bicycle




Day planner

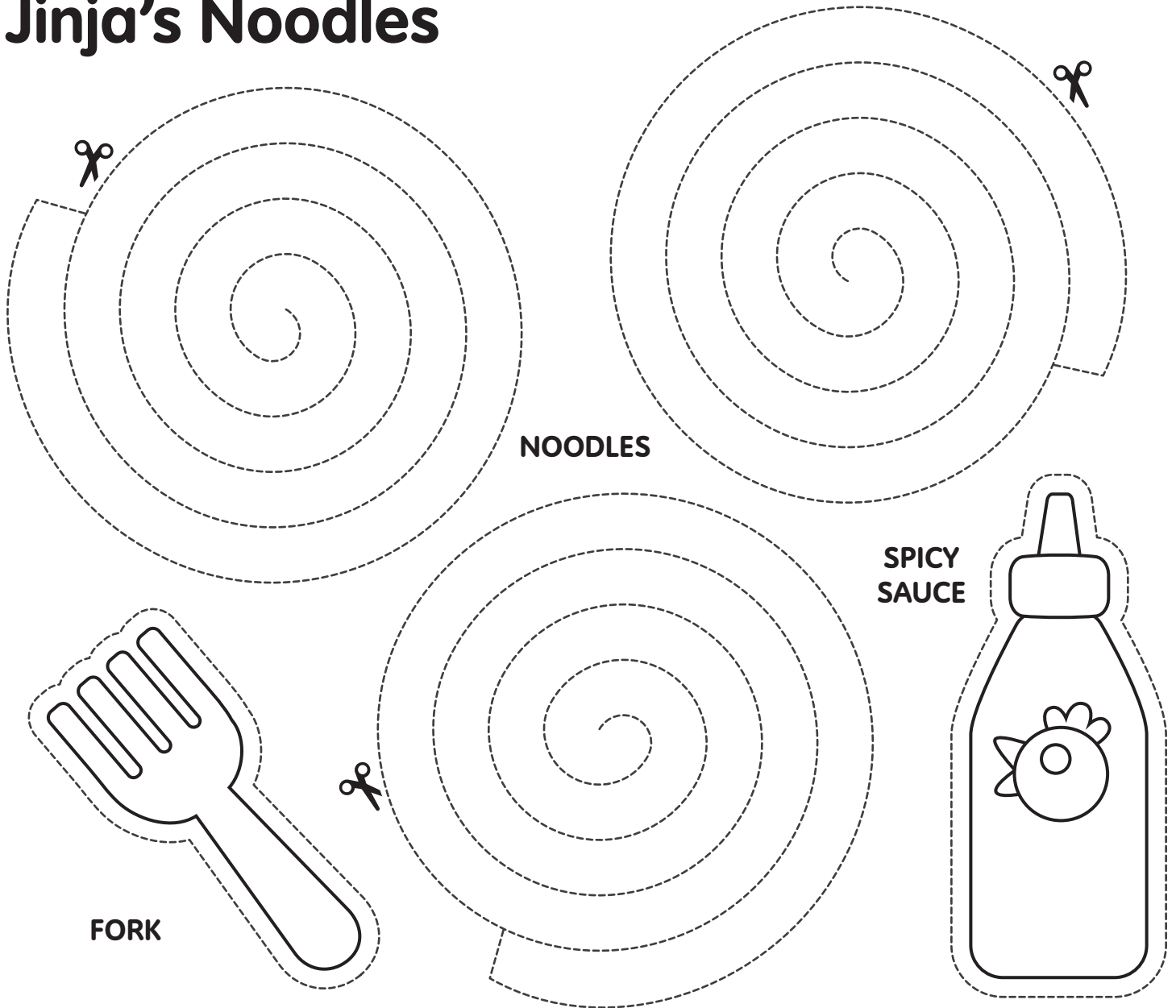
Instructions:

Color and cut out along the dotted line. Have an adult cut out the holes. Place your fingers into the holes and help Jinja go for a bike ride, practise yoga and stay hydrated.






Jinja's Noodles




Instructions




1. Color & cut

Color and cut out the noodles, container and toppings. Cutting out the noodles and container is tricky, may require adult help.



2. Assemble container

Pre-fold all the lines on the container. Then apply glue on the flaps and attach the sides together so it can stand up.




3. Play time!

Serve up some swirly, curly noodles in your container, add in some extra toppings for extra flavor and fun!

Jinja's Noodles

TAKE-OUT CONTAINER



AND TOPPINGS



DRAWER LABELS

 socks	 undies
 pajamas	 leggings
 shirts	 sweaters
 shorts	 pants
 skirts	 dresses
 swimsuits	 hats & scarves
 jackets	


(write your own)

Instructions:

Jinja loves being organized and one of her favorite ways to do that is by using labels. Cut out these labels along the dotted lines and tape them onto your drawers!



Jinja



SAGO mini

