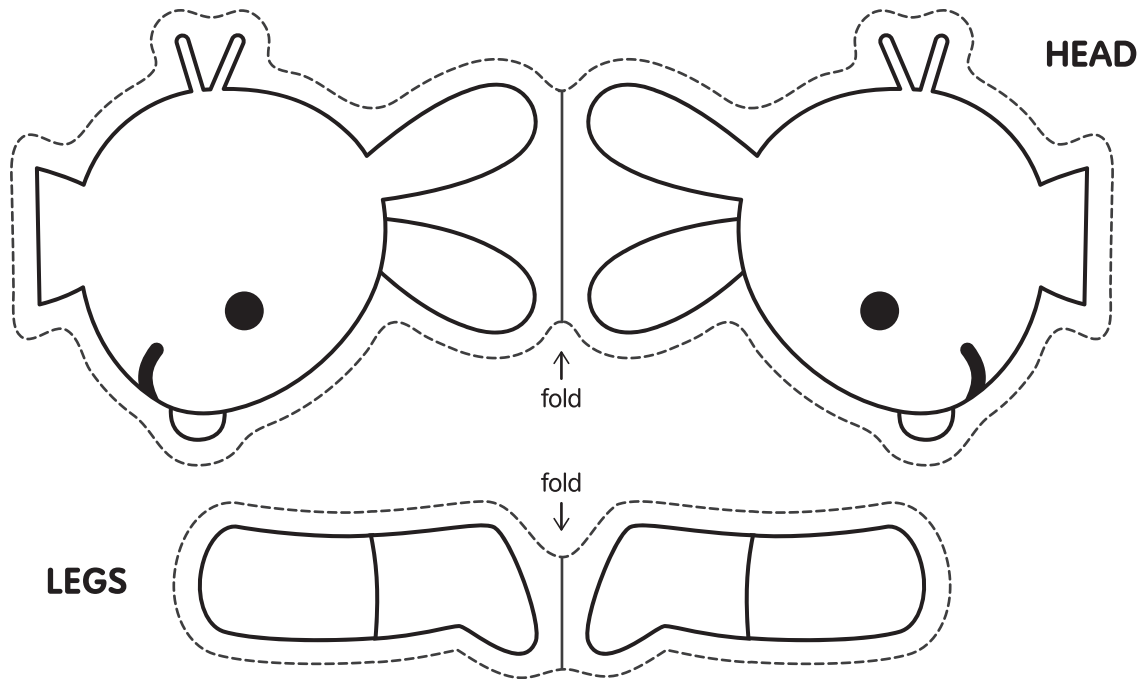
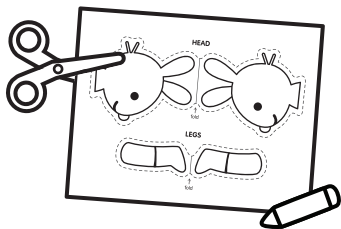


# Super Dad Airplane


## Supplies you'll need




## Instructions




**1. Print, color, and cut**  
Print out the activity and color it in. Cut out the pieces along the dotted line.



**2. Assemble the airplane**  
Fold in half to crease the paper. Open and fold the corners into the middle. Repeat. Flip over and fold the airplane in half.



**3. Super Dad to the rescue!**  
Cut off the tip along the dotted line. Fold the wings down to the bottom edge to crease. Glue on the head and body.



TM & © Sago Sago Toys, Inc.


---

Love,

Thanks for being  
my superhero!

---

To:



Happy Father's Day!

**SAGO mini**

TM & © Sago Sago Toys, Inc.