

Birds



Supplies you'll need



crayons



scissors



pencil

Did you know?

The largest bird in the world is the ostrich. The smallest is the hummingbird.

What do you call a bird in the winter?

BRRRR-d.


Activities included in this set



Find and circle all the birds




Make and play with finger puppets



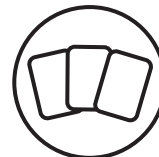
Learn symmetry while completing the birds




Practice early writing skills by tracing paths



Color and count the items in the bird scene




Play a game of memory with bird flashcards




Instructions:


Birds are animals that lay eggs, have a beak, wings and feathers. Look at the pictures below and circle all of the birds.




arctic tern




butterfly




kiwi




crow




cockatoo




dragon




seagull




owl




blue jay



goose




dragonfly




puffin




toad




duck



cardinal

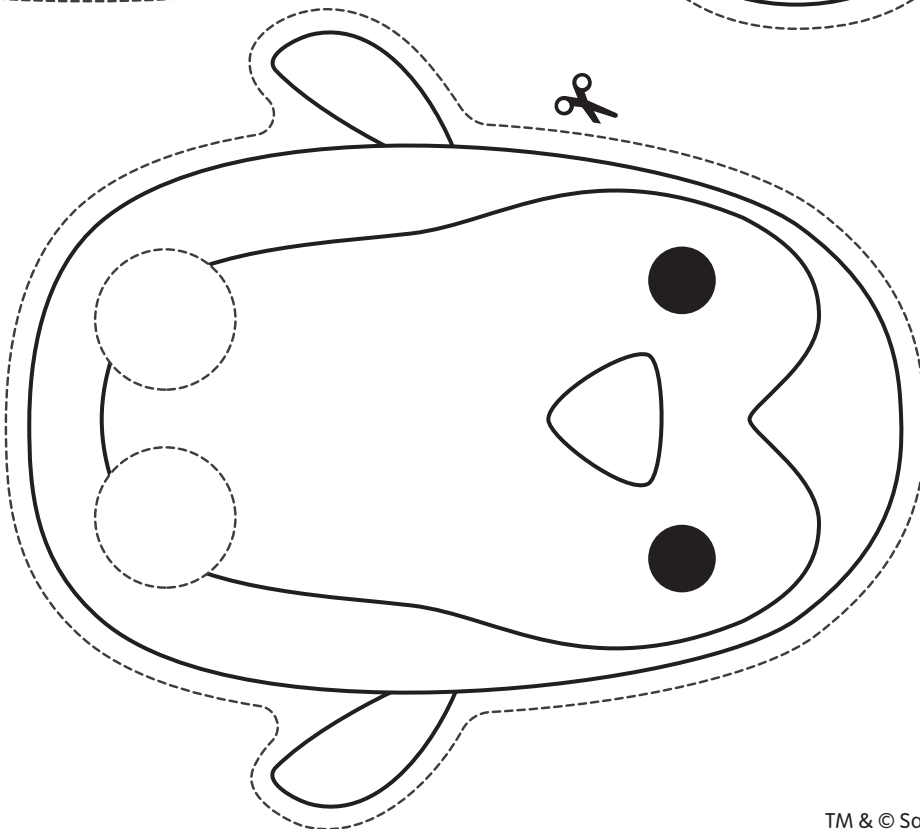
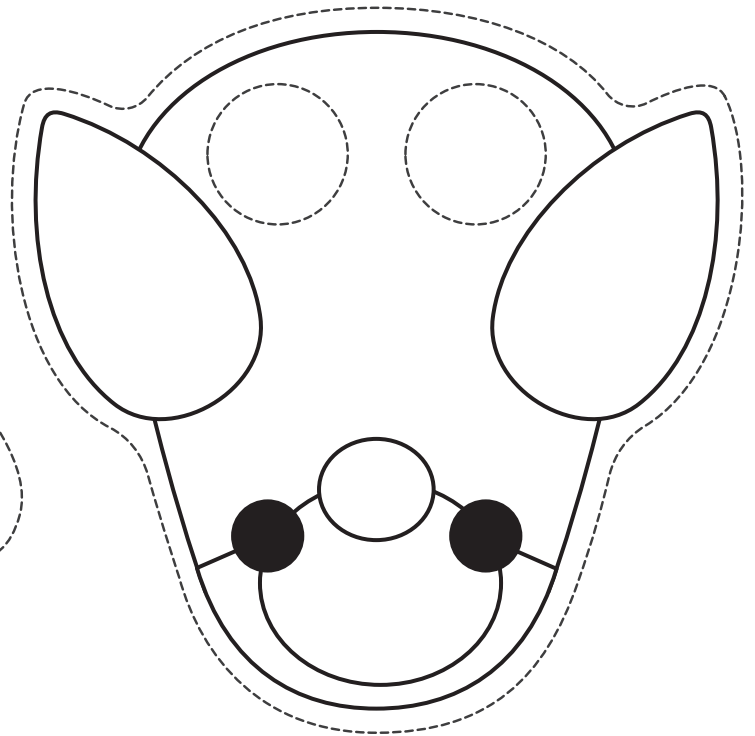





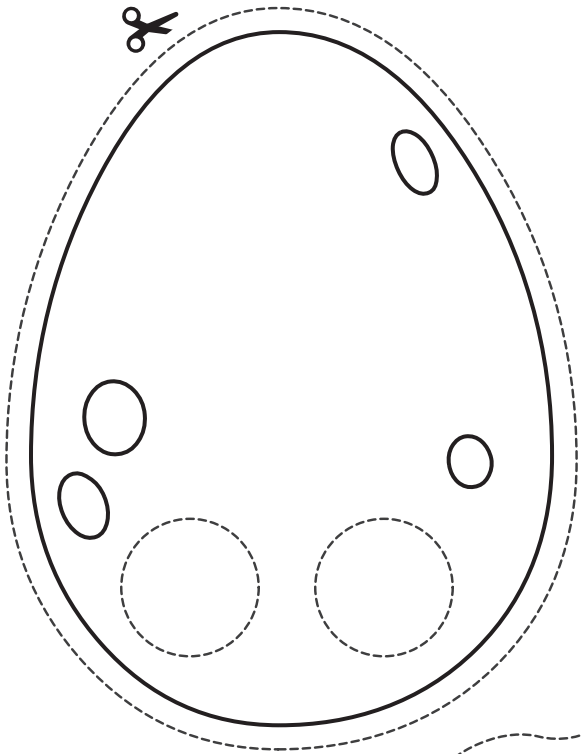
turkey vulture




Instructions:

Color and cut out the birds. Have an adult cut out the holes. Put your fingers into the holes to make bird legs!







SAGO
mini




Draw the other half
of the parrot!




SAGO
mini




Draw the other half
of the bluebird!





Instructions:
Color the pictures. Then trace
each path from the bird to its food.

**SAGO
mini**



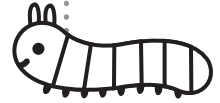
toucan



fruit



woodpecker




insect




owl




mouse



pelican




fish




pigeon



seeds



Instructions:
Find and count items in this bird scene,
then write the number in each box.



ACORN



CROW



WORM



NEST



MUSHROOM



CHICKADEE



EGG



Three ways to play!

1. Coloring


Color and cut out the cards.

2. Memory match


Print, color, and cut two sets of cards. Place them face down and try to match them all!

3. Vocab cards


Use the pictures as clues to read each word.




cardinal




goldfinch




albatross




seagull




eagle




puffin




peacock




ostrich




duck




gosling



goose



blue jay




kiwi

Create your own!

.....

Create your own!

.....



flamingo

Create your own!

.....

Create your own!

.....