

Ready To Count

Supplies you'll need



crayons



scissors



pencil



What did the calculator say to the student?

You can always count on me!

"Don't count the days, make the days count."

- Muhammad Ali

Did you know?

'FOUR' is the only number in the English language that is spelled with the same number of letters as the number itself.

Activities included in this set



Number tracing from 1 to 10



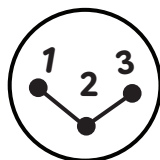
Counting multiple choice



Number sequencing puzzle



Counting and number writing



Connect the dots by number

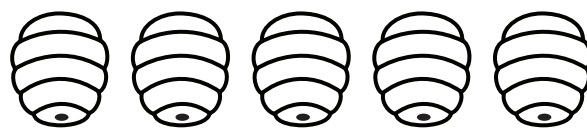





Fill in the missing number from 1 to 20

Read and rhyme:

Count and color:

Trace the number:

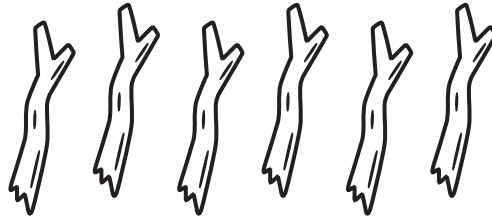


Read and rhyme:

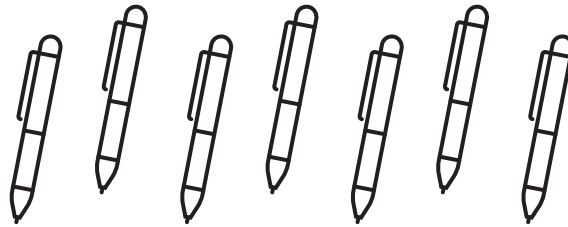
Count and color:

Trace the number:

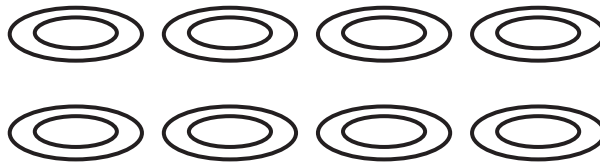
6
sticks



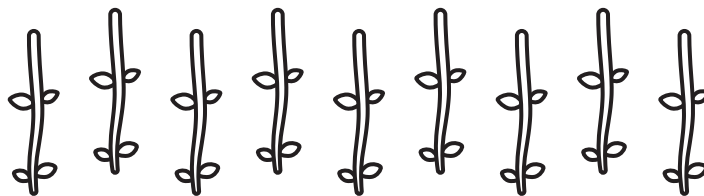
7
pens




8
plates




9
vines



10
hens





Instructions:

How many? Count the items and circle the correct number below.



2	4	3

5	8	6

4	3	2

8	7	6


8	9	10

1	2	3

7	9	8


2	1	3


5	6	7



Instructions:






Cut out the strips along the dotted line and put them in order from 1 to 5 to reveal the secret image.






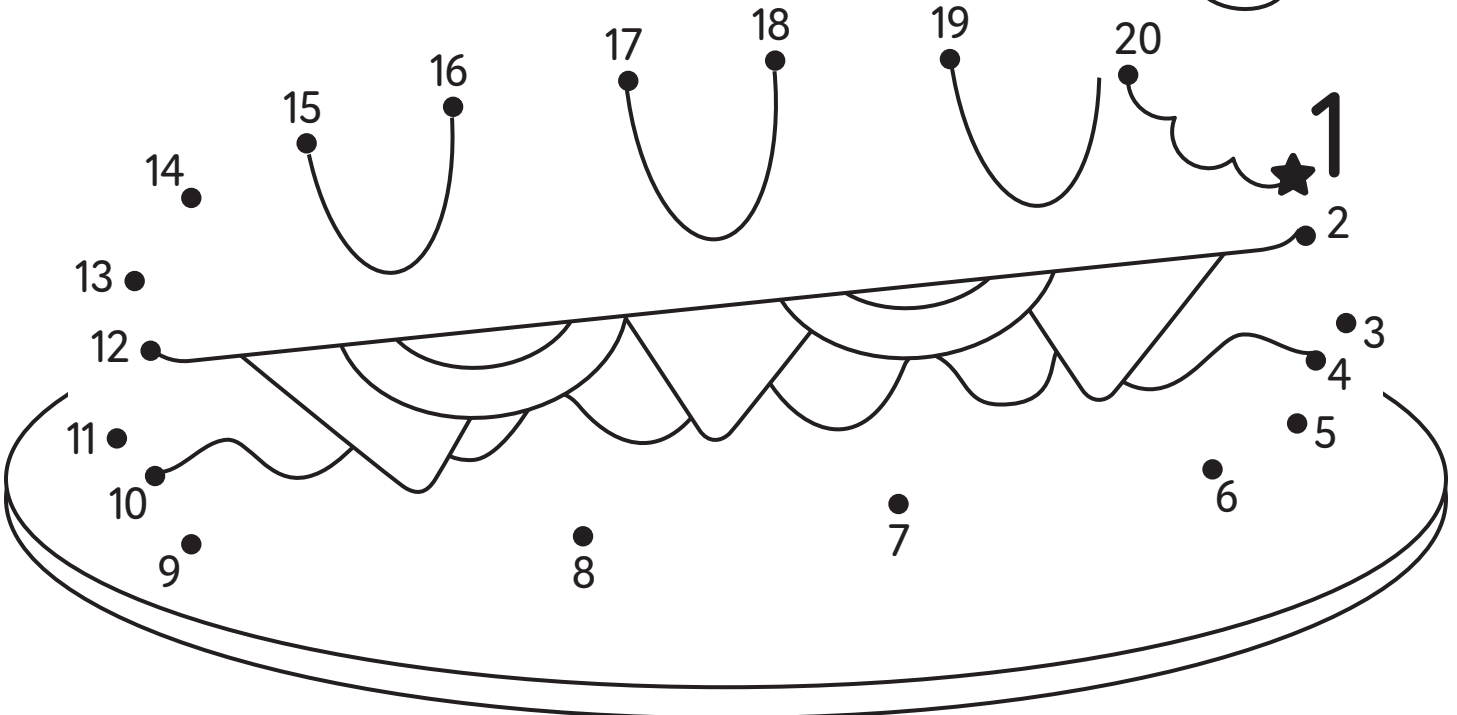

Instructions:
How many? Count the raindrops,
and write the number in each cloud.


**SAGO
mini**






Instructions:
Connect the dots from 1 to 20
to find out what's for lunch!





Instructions:
Fill in the missing numbers to help
the frog across the pond.




Ready To Write

Supplies you'll need



crayons

pencil



What did the paper say to the pencil?

Write on!

“Writing is thinking on paper.”

- William Zinsser

Did you know?

Drawing was how the art of writing was first formed.

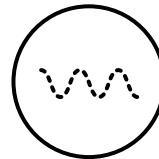
Activities included in this set




Match uppercase and lowercase letters



Build fine motor skills with a maze



Practice precision by tracing lines between opposite words



Color and trace the words



Trace the letters in the alphabet




Practice writing your name



Instructions:

Draw a line from each uppercase letter to its matching lowercase letter. Color the letters!



A

f

C

k

K

n

F


e

E



a

N


c



Instructions:
Help the pencil follow
the path to the paper.




A maze with various items and characters placed within its paths. The pencil character is at the top left, and the paper character is at the bottom right. The maze contains a frog, a cat, a ruler, an owl, an apple, a banana, a duck, a chicken, and a dog.




Instructions:
Trace the paths from one word
to its opposite word.

SAGO
mini




up




down



in



out




sad




happy




full



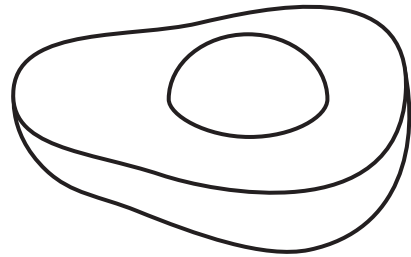
empty




Instructions:
Trace each color word.
Then, color the pictures.




yellow



green

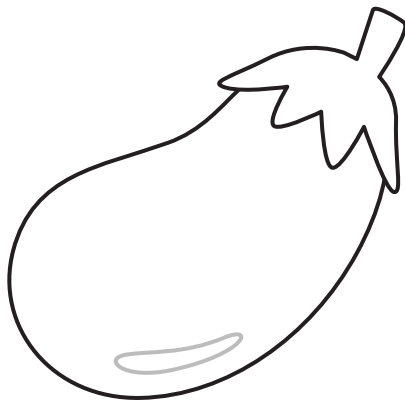



blue




red

orange



purple



Instructions:
Trace the letters.



Aa Bb Cc Dd


Ee Ff Gg Hh

Ii Jj Kk Ll Mm

Nn Oo Pp Qq

Rr Ss Tt Uu Vv

Ww Xx Yy Zz



Instructions:

Practice writing your name.
(Parent: Write your child's name
neatly at the top.)



Handwriting practice lines consisting of solid top and bottom lines with a dashed middle line, repeated down the page.

Ready to Cut

Supplies you'll need




crayons



scissors



tape



Why couldn't Acorn call the scissors factory?

He kept getting cut off.

Did you know?

There are many kinds of scissors with many kinds of specific functions, ranging from trimming nose hairs to cutting ribbons at ceremonies.


Activities included in this set



Practice cutting straight lines



Cut paper strips to build a train



Practice cutting curved lines




Cut out a pizza puzzle



Cut zigzags to make a crown



Cut out a spiraling snake




Instructions:
Practice cutting along the
straight dotted lines.


**SAGO
mini**



Jinja



Jack




Harvey




Robin






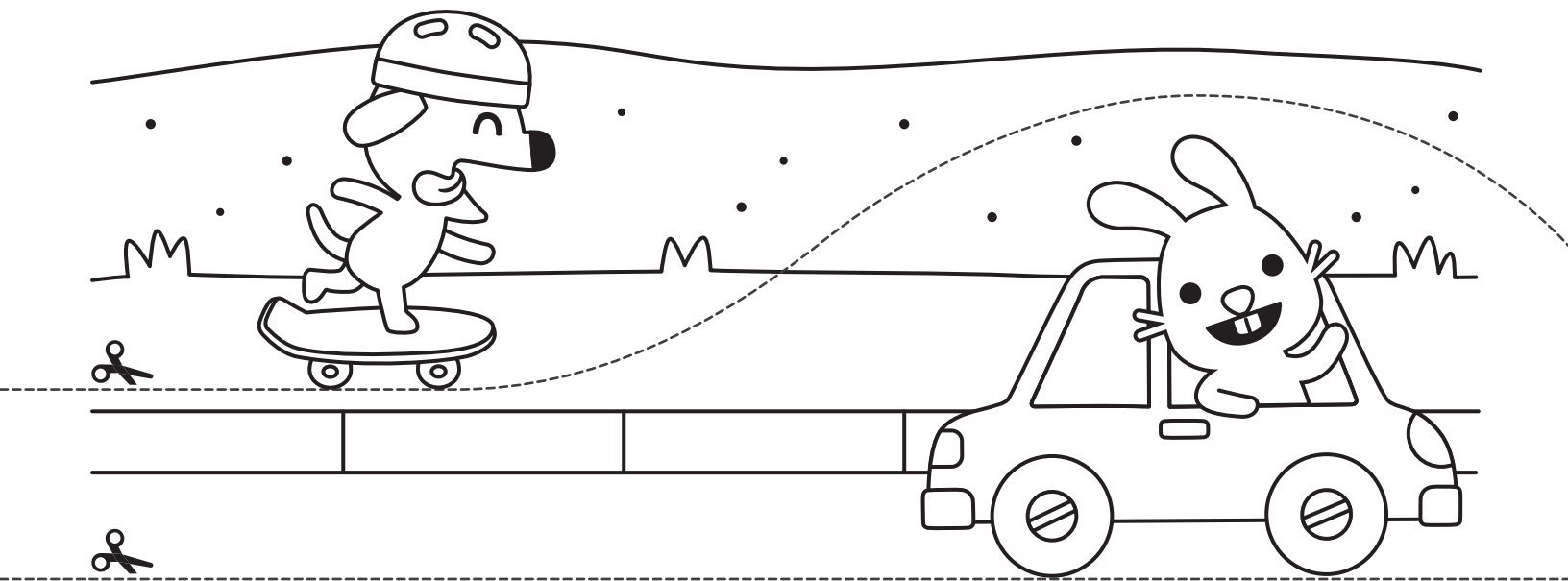


Instructions:


Cut out the train cars along the dotted lines and tape strips together.



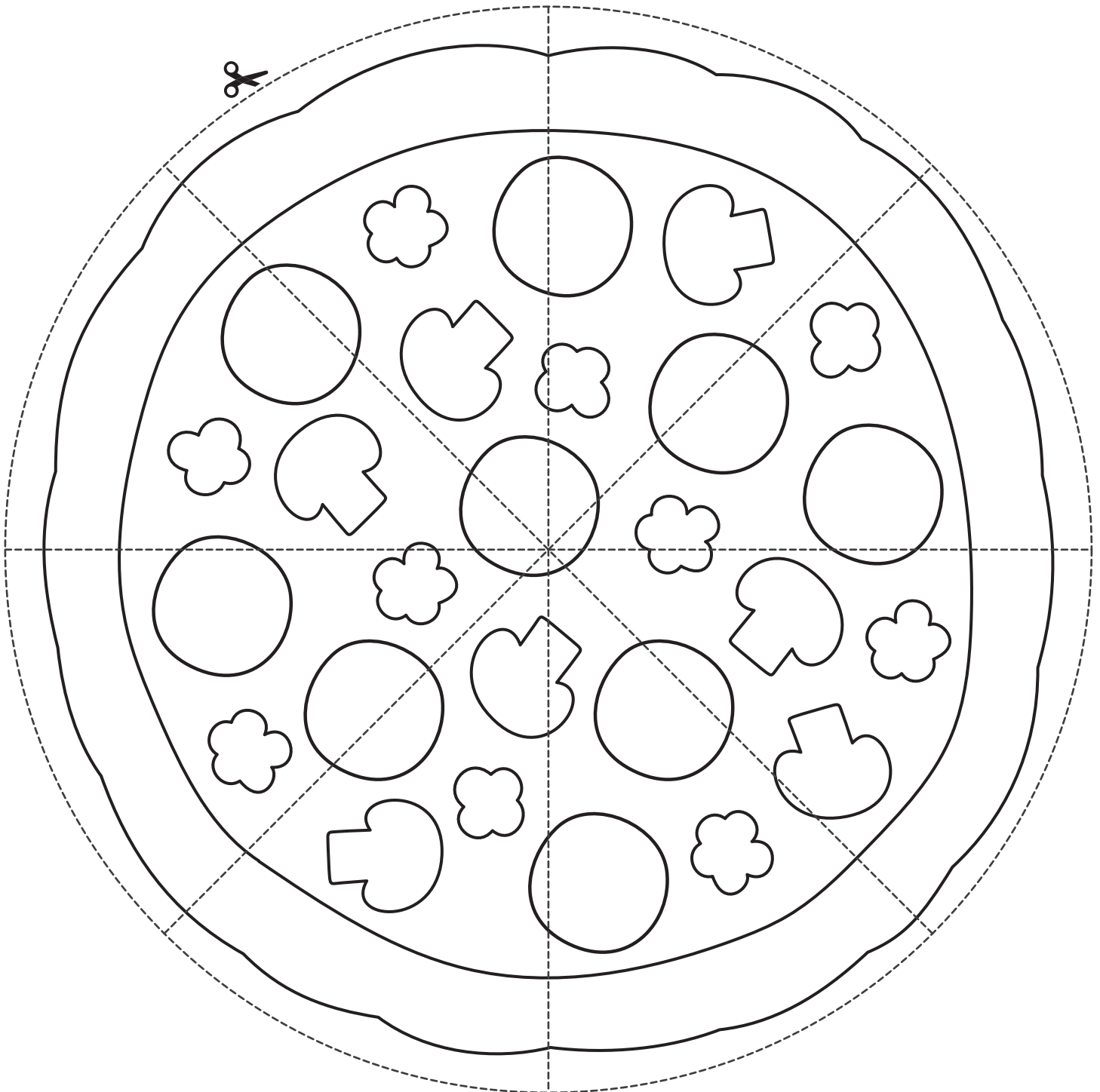



Instructions:
Practice cutting curves along the
different shaped dotted lines.
(tip: start at the bottom)






Instructions:
Cut out the pizza puzzle along the
curved and straight dotted lines.






Instructions:

Cut out the crown along the dotted zigzag lines and tape strips together.





Instructions:
Cut out the snake by cutting along
the spiraling dotted lines.

