



# Work From Home Pretend Play Kit

## Instructions

### Contents:



laptop



glasses



coffee



phone

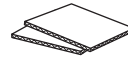
### You'll need



crayons




scissors



cardboard

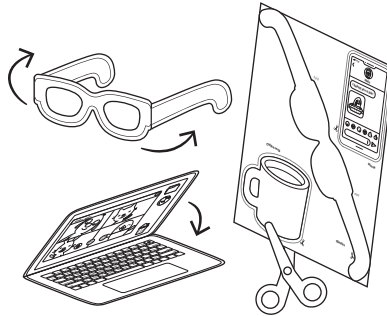


glue




### 1. Print and colour

Print out the activity and colour. Don't forget to customize the back of your laptop and cellphone! Tip: Glue the pieces on cardboard before cutting to make them sturdier!



### 2. Cut and assemble

Cut out each piece and fold along the dotted lines. Fold the laptop so it closes, and put on the glasses.



### 3. Get to work

Have a meeting with your coworkers, text your business partner back, and don't forget to drink your coffee. It's going to be a busy day!

### Educational play benefits

Play for play's sake is the best way to develop, learn and grow.



Early math





Make-believe play

This printable activity is inspired by the


# big city box

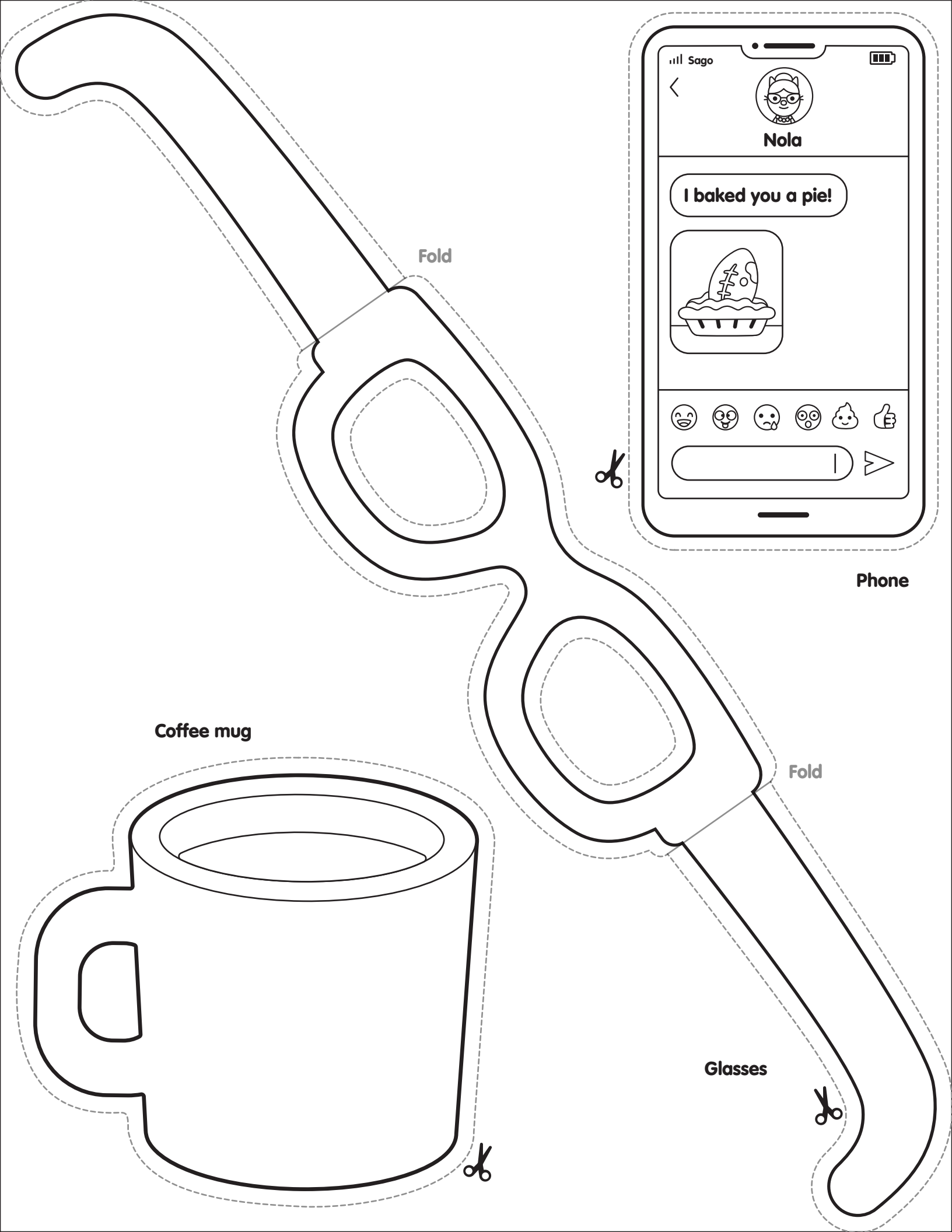
Discover more and subscribe at  
[sagominibox.com](http://sagominibox.com)






Fold





Fold



Phone

Coffee mug

Fold

Glasses