

# grocery



## Did you know?

Bananas float when you put them in a bowl of water!

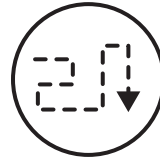
## What do you call a peanut in a spacesuit?

An astronaut!

## Funny Quote:

"Before I had a preschooler, I had no idea that it was possible to destroy an entire house with a bag of chips!"

## Activities included in this set:



Build fine motor skills in a maze.






Count money to shop for groceries.



Practice tracing and matching numbers.



Get creative with story prompts.



1.00



**SAGO mini**  
**school**

## Supplies you'll need:



pencil




crayons



scissors




Download **Sago Mini School** on the iOS App Store for more learning games!



# SAGO mini school

## Instructions:

Help AI do all his shopping and get to the checkout line.





## Play grocery with your kiddo!

### 1. Color

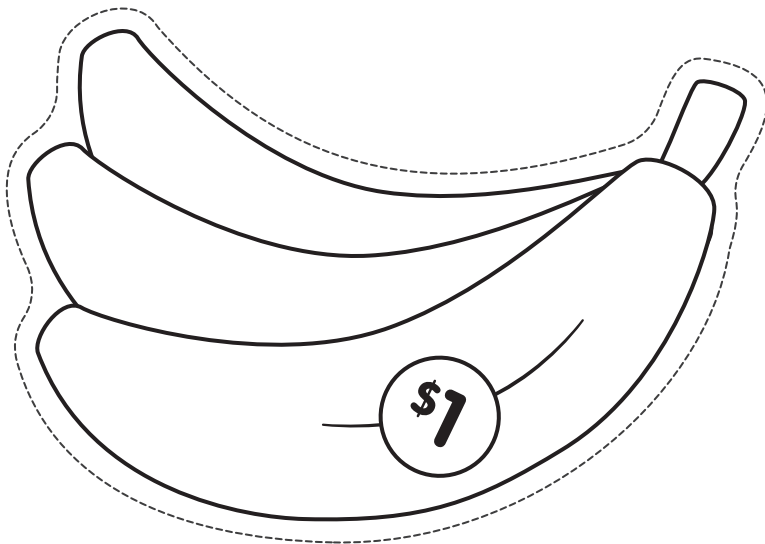
Color and cut the bills and items.

### 2. Role play


One player is the grocer, the other player is a customer.

### 3. Check out!


The customer has to pay the correct number of bills to purchase each item.




bananas



soup



crackers

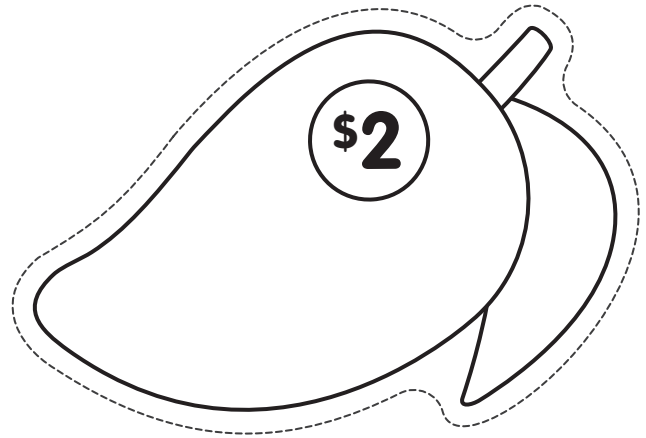


apple

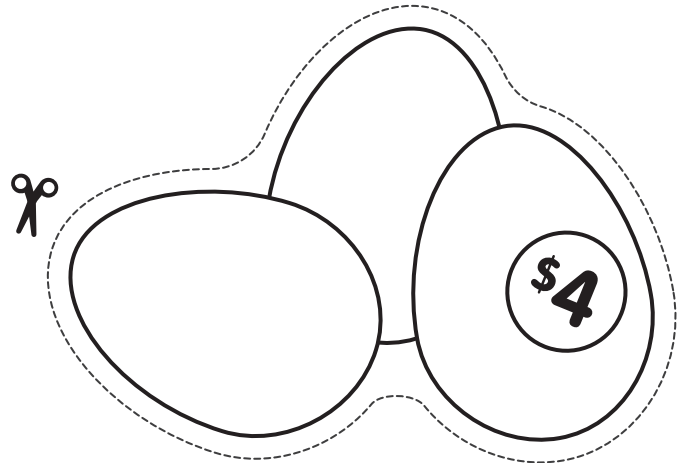
SAGO mini  
school




juice




mango



eggs




cheese

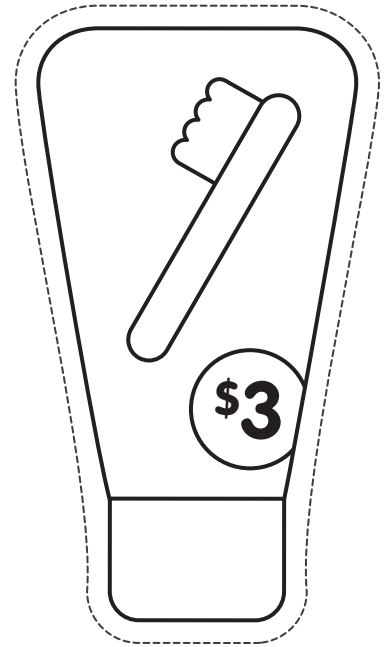


candy

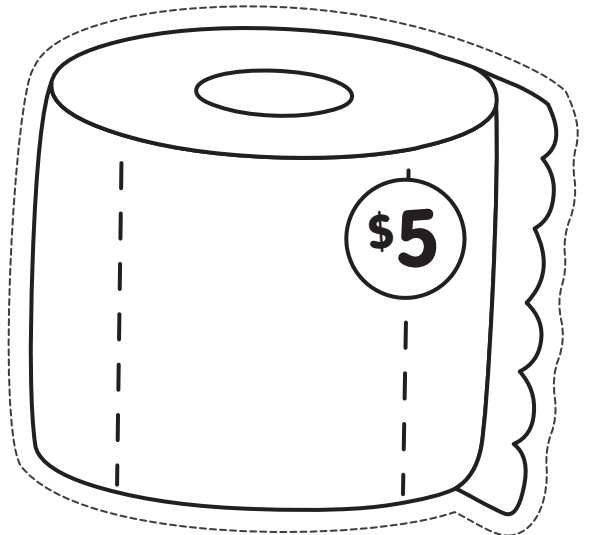
SAGO mini  
school




pizza



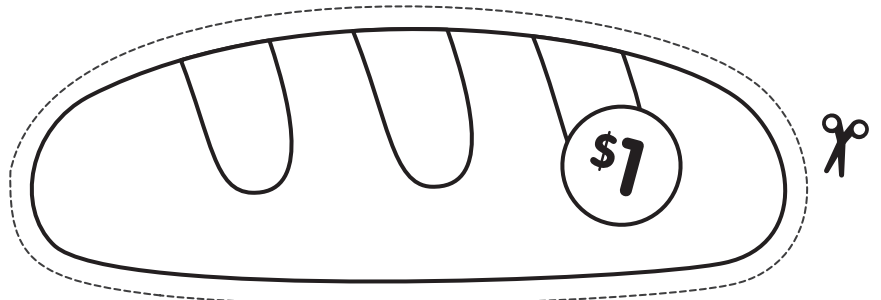
toothpaste



toilet paper

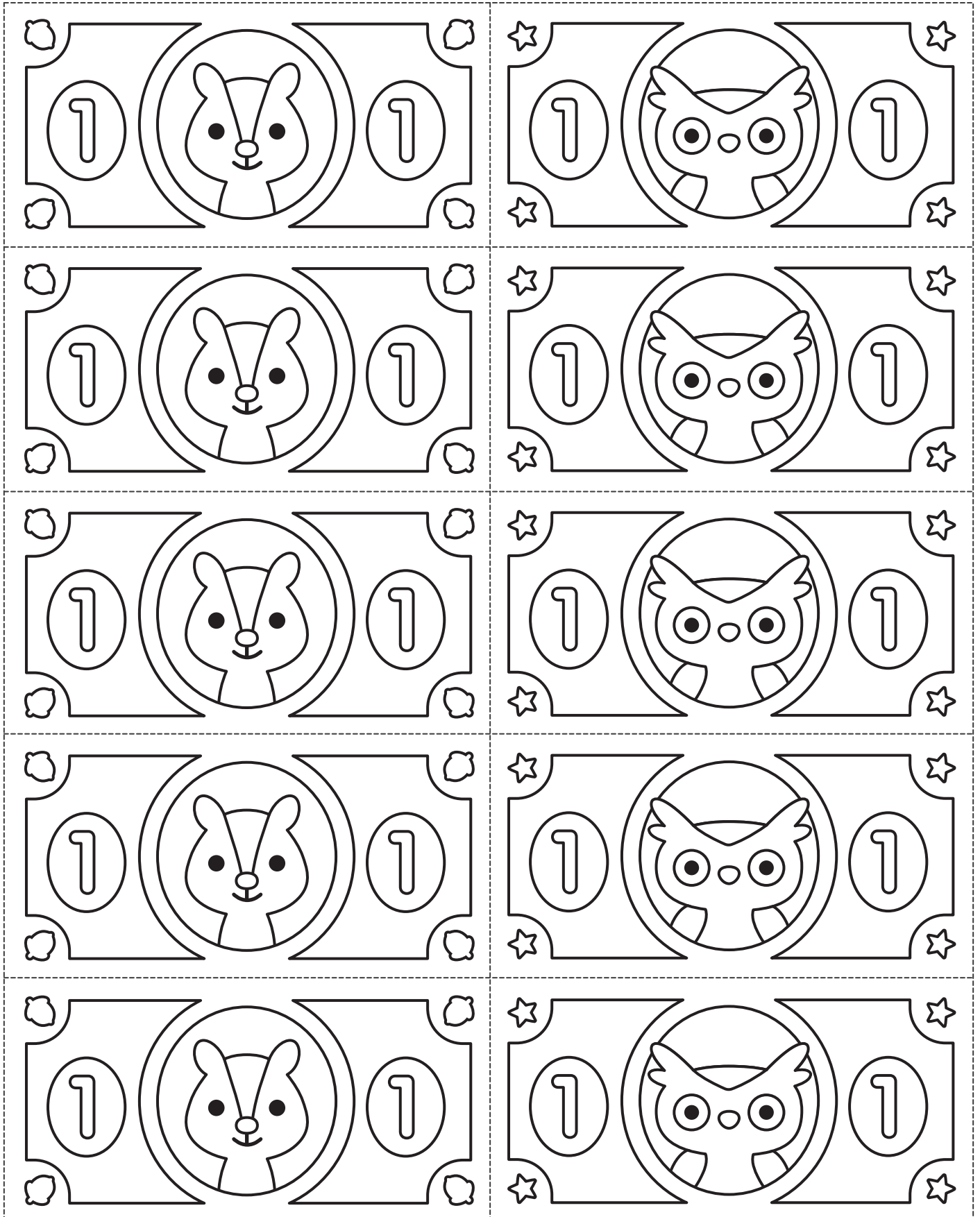


broccoli










bread

SAGO mini  
school/












## Grocery List

-  apple
-  bananas
-  bread
-  broccoli
-  cheese
-  crackers
-  eggs

## Grocery List

-  candy
-  toilet paper
-  mango
-  pizza
-  juice
-  soup
-  toothpaste



## Grocery List

.....

.....

.....

.....

.....

.....

## Grocery List

.....

.....

.....

.....

.....

.....





## Four ways to play!

### 1. Color

Trace, color, and cut out the cards.

### 2. Memory match



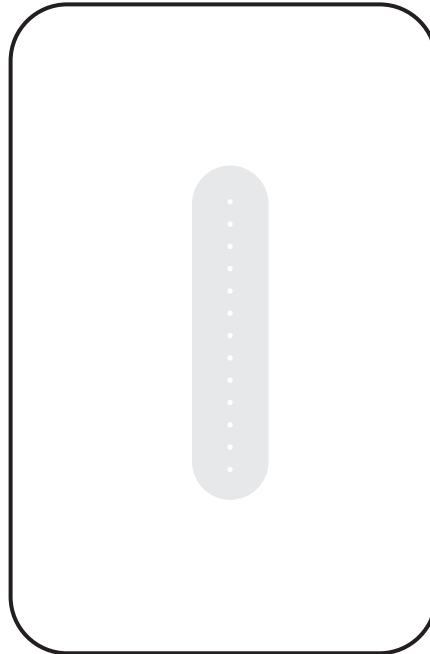
Print, color, and cut two sets of cards. Place them face down and try to match them all!

### 3. Vocab cards


Use the pictures as clues to read each word.

### 4. Number match

Place cards face up and have your kiddo match numbers with groups.



cart




toilet paper




3

4

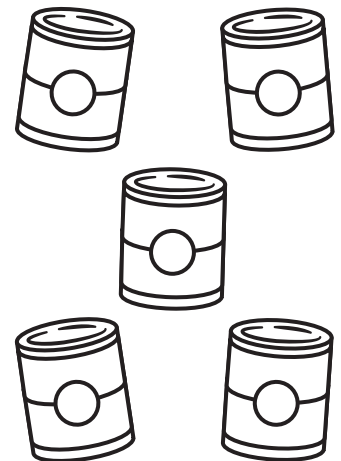
5



apples



broccoli



soup

Fill up your cart with groceries!

