

# Garbage



## Supplies you'll need



crayons scissors glue

cardboard tubes pencil

## Did you know?

Enough plastic is thrown away each year to circle the earth four times.

**What do you call a trash can with a bad attitude?**

A trash can't

## Activities included in this set



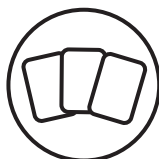
Build fine motor and spatial skills in a maze.



Count and load the garbage truck.



Practice early writing skills by tracing paths.




Sort recycling items with flashcards.




Build a town out of repurposed cardboard.






**Instructions:**  
Help the garbage truck get to the landfill.

**SAGO  
mini**





## Instructions

### 1. Color and cut

Color & cut out the garbage items. Don't forget to color the garbage truck on the next page too!

### 2. Choose a number

Choose a number and place it on the truck.

### 3. Load the truck

Load the truck with correct number of items.

### 4. Play again


Choose another number!



1	2	3	4	5
6	7	8	9	10





garbage truck

## Three ways to play!

### 1. Coloring



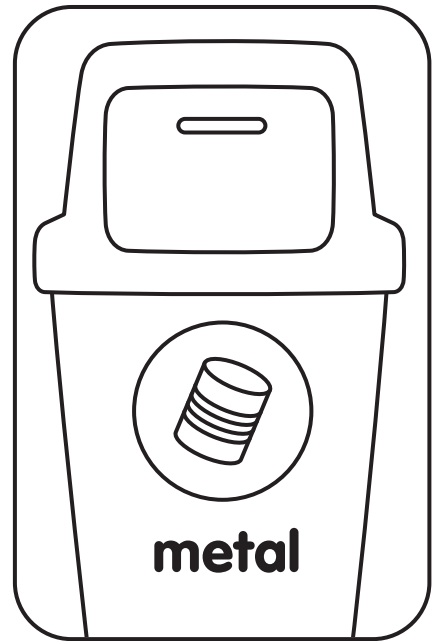
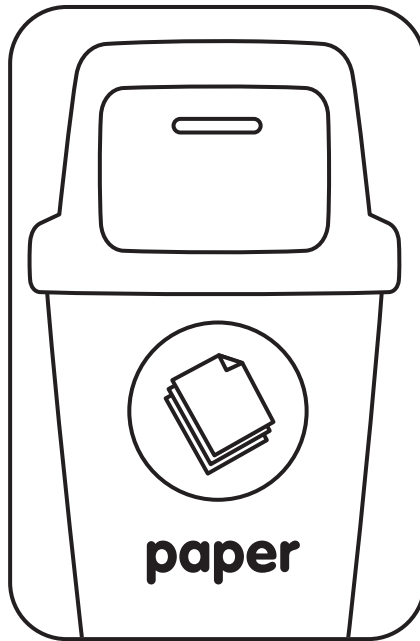

Color and cut out the cards.

### 2. Pretend Play


Place the receptacle cards in a row: Glass, Paper, Metal, Plastic. Then sort items correctly into columns under each bin.

### 3. Vocab Cards


Use the pictures as clues to read each word.



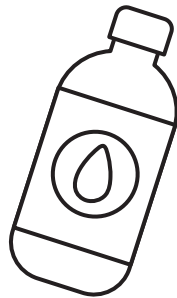
**newspaper**



**cardboard  
box**




**soda can**




**water bottle**




**detergent  
bottle**




**aluminum  
pie pan**



**milk jug**



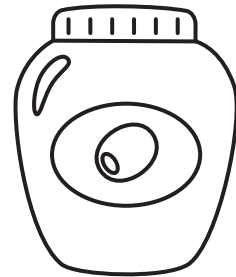
**cereal box**




**jam jar**



**pickle jar**



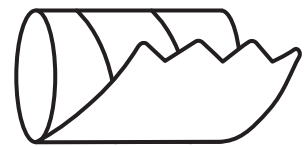
**olive jar**



**soup can**



**juice bottle**




**toilet  
paper roll**



<p>Create your own!</p> <p>.....</p>	<p>Create your own!</p> <p>.....</p>	<p>Create your own!</p> <p>.....</p>
<p>Create your own!</p> <p>.....</p>	<p>Create your own!</p> <p>.....</p>	<p>Create your own!</p> <p>.....</p>





**Instructions:**  
Trace the paths from the items to the  
correct receptacles.

**SAGO**  
**mini**



toilet  
paper roll



paper




pickle jar



glass



juice bottle



plastic



soup can




metal




milk carton



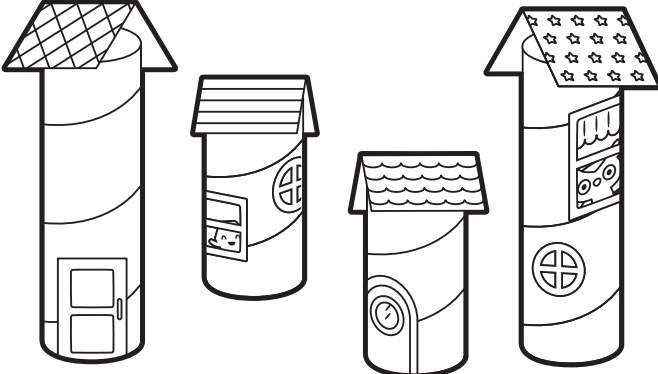
paper




**Instructions:**  
 Color and cut out the town accessories. Fold the roofs and place them atop cardboard tubes. Paste the windows and doors onto boxes and tubes to design houses and towers.



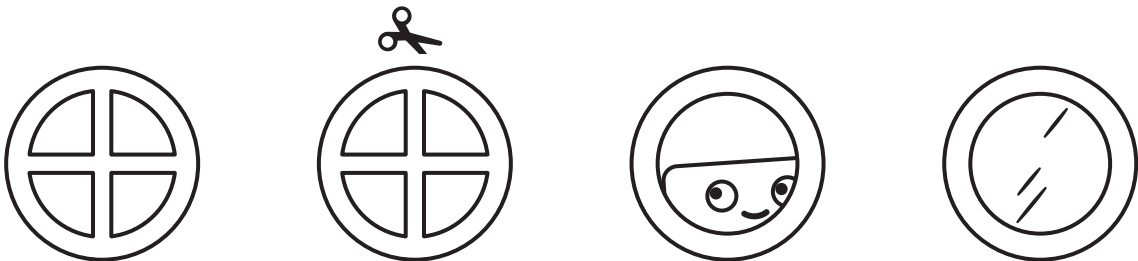

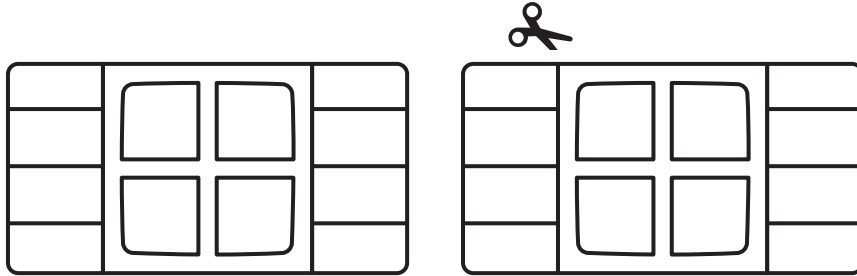

## Cardboard Town



doors




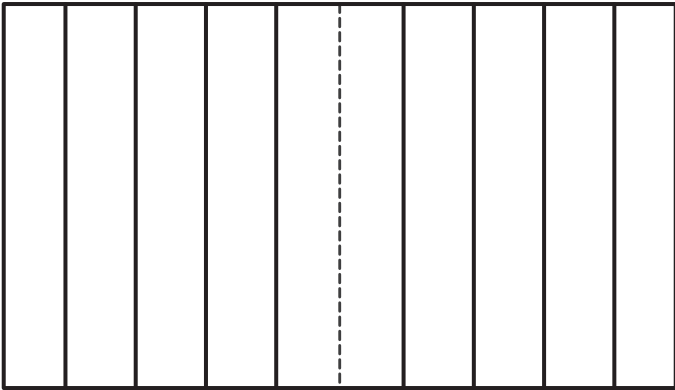
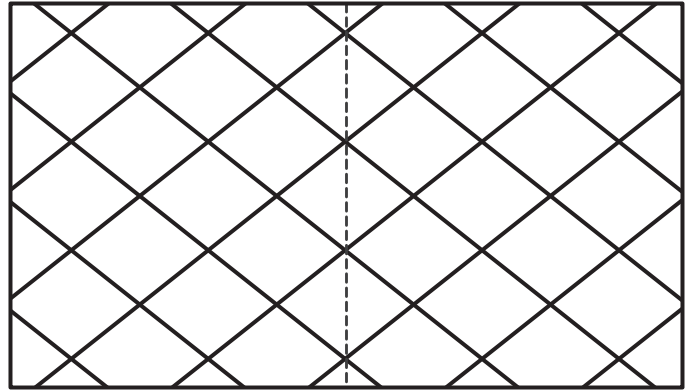
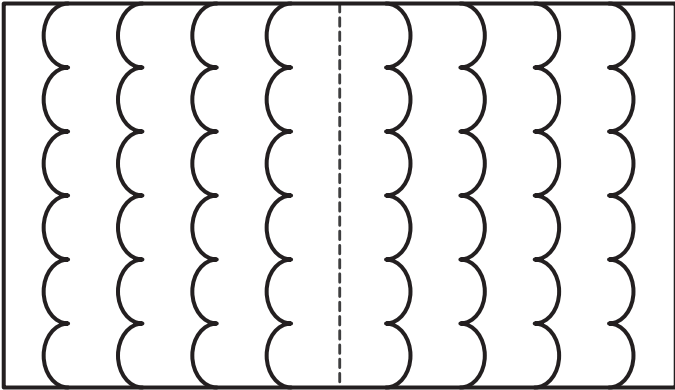
## windows





roofs

fold here ↘



Create your own!

