


# Practice your "P" sounds

Inspired by the Sago Mini First Words app



## Supplies you'll need



crayons scissors


## Goal:

Practice pronouncing words that have a "P" sound at the beginning, the middle and the end.

## Words being practiced:


pie, pig, pot, pencil, apple, teapot, happy, paper, cup, hop, lamp, stop

## Instructions




### 1. Print, color, and cut

Print out the activity and color it in. Cut the flash cards along the dotted lines.



### 2. Shuffle the cards

Shuffle the flash cards and place the deck face down. Draw a card from the deck.









### 3. Say it and spot it!

Pronounce the word out loud and spot the matching picture on the picture map.

Practice your "P" sounds: flash cards

**SAGO mini**  
**first words**


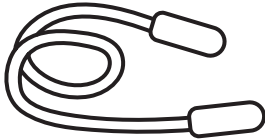


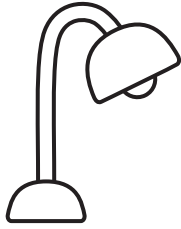



 <p><b>pie</b></p>	 <p><b>pig</b></p>	 <p><b>paper</b></p>
 <p><b>pencil</b></p>	 <p><b>apple</b></p>	 <p><b>teapot</b></p>

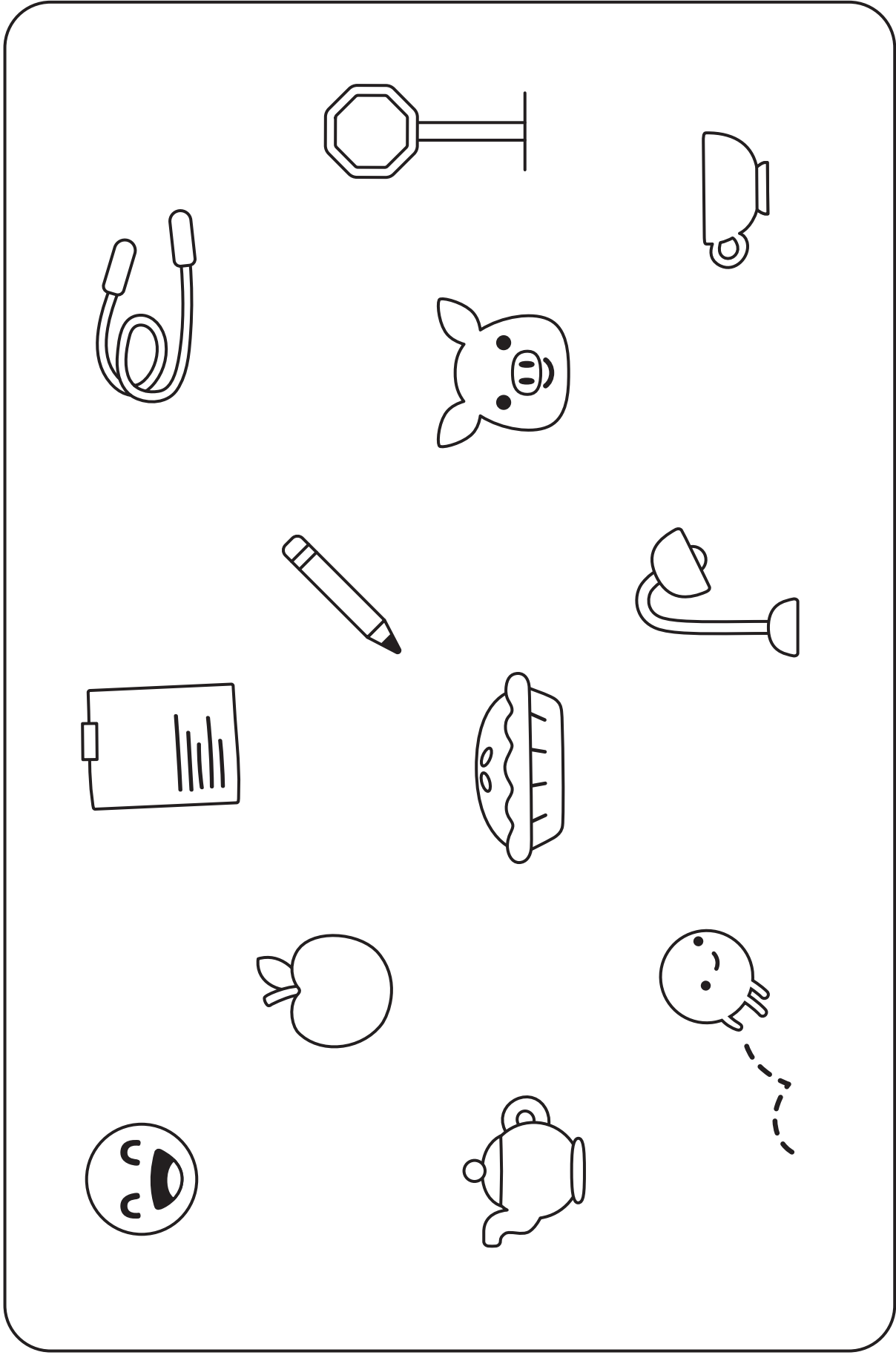
Practice your "P" sounds: flash cards

**SAGO mini**  
**first words**



 <p>happy</p>	 <p>rope</p>	 <p>cup</p>
 <p>hop</p>	 <p>lamp</p>	 <p>stop</p>

# Practice your "P" sounds: picture map



Word bank: pie, pig, pot, pencil, apple, teapot, happy, paper, map, hop, lamp, stop