


Ready To Write

Supplies you'll need



crayons

pencil



What did the paper say to the pencil?

Write on!

"Writing is thinking on paper."

- William Zinsser

Did you know?

Drawing was how the art of writing was first formed.

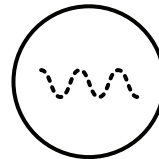
Activities included in this set



Match uppercase and lowercase letters.



Build fine motor skills with a maze.



Practice precision by tracing lines between opposite words.



Color and trace the words.



Trace the letters in the alphabet.




Practice writing your name.



Instructions:

Draw a line from each uppercase letter to its matching lowercase letter. Color the letters!



A

f

C

k

K

n

F


e

E


a


N

c




Instructions:
Help the pencil follow
the path to the paper.






Instructions:
Trace the paths from one word
to its opposite word.


SAGO
mini




up




down



in



out




sad




happy




full



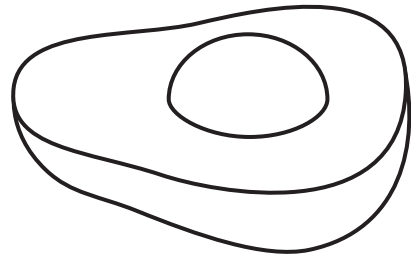
empty




Instructions:
Trace each color word.
Then, color the pictures.




yellow



green

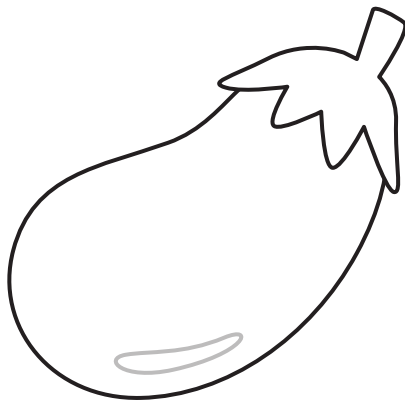



blue




red

orange



purple



Instructions:
Trace the letters.



Aa Bb Cc Dd


Ee Ff Gg Hh

Ii Jj Kk Ll Mm

Nn Oo Pp Qq

Rr Ss Tt Uu Vv

Ww Xx Yy Zz



Instructions:

Practice writing your name.
(Parent: Write your child's name
neatly at the top.)



Handwriting practice lines consisting of solid top and bottom lines with a dashed middle line, repeated multiple times down the page.